



**District Report Card: 2017**


<b>State:</b> Gujarat	<b>District:</b> Devbhoomi Dwarka
<b>Class:</b> 3	<b>Subject:</b> Mathematics
<b>Schools:</b> 61	<b>Students:</b> 1241


**Participation/Coverage**


**Students**

<b>GENDER</b> 	Boys		Girls	
	Number	%	Number	%
	609	49.07	632	50.93

<b>AREA</b> 	Rural		Urban	
	Number	%	Number	%
	924	74.46	317	25.54

<b>CATEGORY</b> 	SC		ST		OBC		GEN	
	Number	%	Number	%	Number	%	Number	%
	92	7.41	7	0.56	1037	83.56	105	8.46

<b>CWSN</b> 	LD	VI	HI	S&LD	ID	Oth
	3	0	0	0	2	2

<b>Management</b> 	Government		Government-aided	
	Number	%	Number	%
	1241	100.00	0	0.00

**Average Performance of Students in Mathematics (%)**

Overall	Gender		Area		Management		Social Group			
	Male	Female	Rural	Urban	Govt.	Aided	SC	ST	OBC	GEN
58.97	58.75	59.18	60.39	54.83	58.97	0.00	61.38	63.81	59.43	52.00

## Performance on Learning Outcomes (LOs)

Learning Outcomes	Description	Average Performance(%)
M301	Reads and writes numbers up to 999 using place value	56.73
M302	Compares numbers up to 999 based on their place values	75.34
M303	Solves simple daily life problems using addition and subtraction of three digit numbers with and without regrouping	50.61
M304	Constructs and uses the multiplication facts (up till 10) in daily life situations	55.96
M305	Analyses and applies an appropriate number operation in the situation/ context	52.70
M306	Explains the meaning of division facts by equal grouping/sharing and finds it by repeated subtraction	56.33
M309	Identifies and makes 2D-shapes by paper folding, paper cutting on the dot grid, using straight lines etc.	74.11
M311	Fills a given region leaving no gaps using a tile of a given shape	42.95
M312	Estimates and measures length and distance using standard units like centimeters or meters & identifies relationships	36.30
M317	Reads the time correctly to the hour using a clock/watch	69.54
M318	Extends patterns in simple shapes and numbers	53.74
M319	Records data using tally marks, represents pictorially and draws conclusions	77.20

Range of Performance of Students who Answered Correctly							
Below 30%		30% - 50%		50% - 75%		Above 75%	
Number	%	Number	%	Number	%	Number	%
126	10.15	292	23.53	540	43.51	283	22.80

### Lowest Performing Learning Outcomes (LOs)

- 1 - Estimates and measures length and distance using standard units like centimeters or meters & identifies relationships (36.30)
- 2 - Fills a given region leaving no gaps using a tile of a given shape (42.95)
- 3 - Solves simple daily life problems using addition and subtraction of three digit numbers with and without regrouping (50.61)
- 4 - Analyses and applies an appropriate number operation in the situation/ context (52.70)
- 5 - Extends patterns in simple shapes and numbers (53.74)